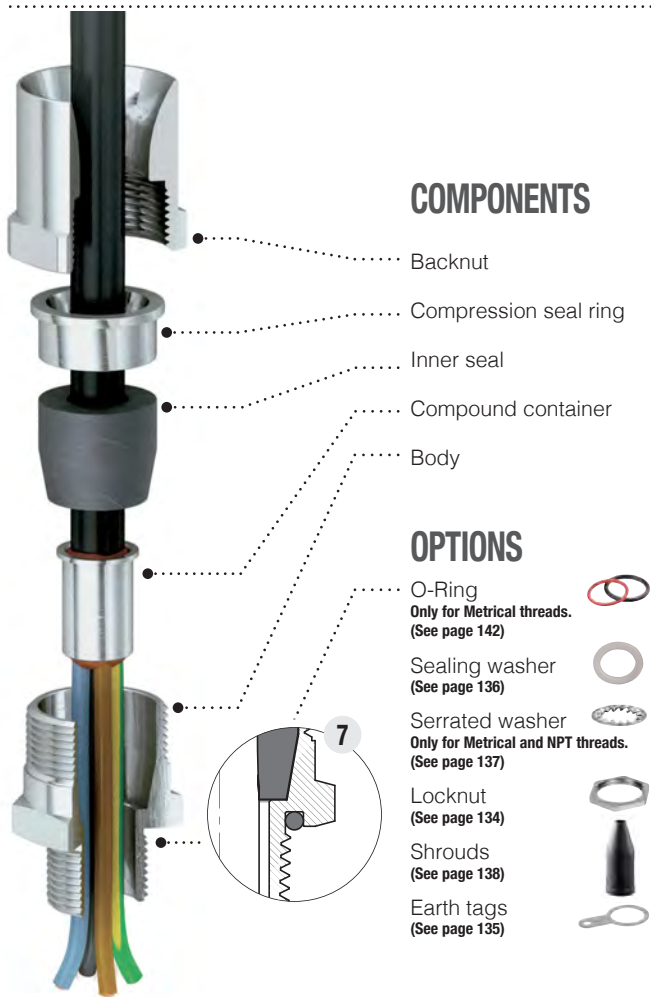


BNT type



FLAMEPROOF EX D • INCREASED SAFETY EX E • FOR INDOOR & OUTDOOR APPLICATIONS
FOR UNARMoured CABLES • OUTER SHEATH SEAL



1 Cable glands BNT type (code: BNT)

Flameproof Ex d Barrier Cable Glands sealed with sealing compound. The sealing ring blocks the cable on the cable outer sheath. The addition of the trumpet protects the cable against abrasion. Cable glands.

Metric cable glands are made according to EN 62444 standard. Maintenance and installation operations and product selection must be done in accordance with IEC EN 60079-14 and 17 standards.

Application fields Surface - Group II • Mines - Group I

Approvals / Certifications

ATEX certificate: INERIS 06 ATEX 0014X

Type examination certificate: INERIS 17 ATEX 3009X (Ex nR IIC Gc)

IEC Ex certificate: IEC Ex INE 10.0010X

UKCA certificate: CML 21UKEX1590X;

UKCA certificate (Cat 3): CML 21UKEX1591X

EAC certificate: HACTXOJI RU C-IT.AЯ45.B.00909

CCC Ex NEPSI Certificate: Nr. 2021322313003706

Protection type

Ex db IIC • Ex eb II (gas) • Ex tb IIIC (dusts) • Ex db I • Ex eb I (mines)

EPL (Equipment protection level)

Zone 1-2: Mb mines • Gb, Gc gas

Zone 21-22: Db Dc combustible dusts

Execution

Ex db IIC • Ex eb II • Ex tb IIIC • Ex db I • Ex eb I Db according to

ATEX: EN IEC 60079-0:2018 • EN 60079-1:2014 •

EN IEC 60079-7:2015/A1:2018 • EN 60079-15:2010 •

EN 60079-31:2014 • EN 60529:1991

IEC Ex: IEC 60079-0:2017 • IEC 60079-1:2014 •

IEC 60079-7:2015/A1:2017 • IEC 60079-15:2017 •

IEC 60079-31:2013 • IEC 60529:1989+A1:1999+A2:2013

5 Ambient temperatures in services: sealing washers materials

EPDM seals + Resin RCN SFR+SFH: -40°C ÷ +100°C (code: **EP**)

Silicone seals + Resin RCN SFR+SFH: -50°C ÷ +149°C (code: **SI**)

EPDM seals + Resin RCN EPR+EPH: -40°C ÷ +100°C (code: **EP**)

Silicone seals + Resin RCN EPR+EPH: -60°C ÷ +150°C (code: **SI**)

Cable type

Unarmoured

6 Available materials

Brass (code: **OT**) • Nickel-plated brass (code: **ON**)

AISI316L Stainless steel (code: **S6**) • Aluminium (code: **AL**)

AVP Steel (code: **AVP**)

Available threads

ISO 262 Metrical • ISO 228 • DIN 40430 Pg

ANSI B1.20.1 NPT • EN 10226 Gk (only for ATEX)

Degree of protection

The cable glands degree of protection is **IP66** or **IP66/68**, 30-meters depth for 7 days according to the IEC EN 60529 standard; the degree of protection IP 68 is obtained by using flat sealing rings on cable glands with cylindrical threads. Without gaskets, the degree of protection is IP 66. If the cable glands with cylindrical or tapered threads are screwed on the threaded hole of an apparatus, in order to guarantee an IP66 or IP66/68 degree of protection, threaded parts must be sealed with Loctite or similar. In order to maintain the IPX8 degree of protection, the cable entry shall be fitted on enclosure which satisfies an immersion test under 30 meters of water during 7 days. Metric cable glands are made in accordance to EN 62444 Standard.

0 Kit version (code: KIT)

Includes cable glands and the requested complete series of the rubber seals accompanying the size.



COMPOUND
Application
Mixing time
Full cure time
Installation

LIQUID

Gun
-
16 to 24 min at 24°C
Vertical position

SOLID

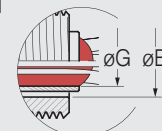
By hand
30 min
4 hours
Any Orientation



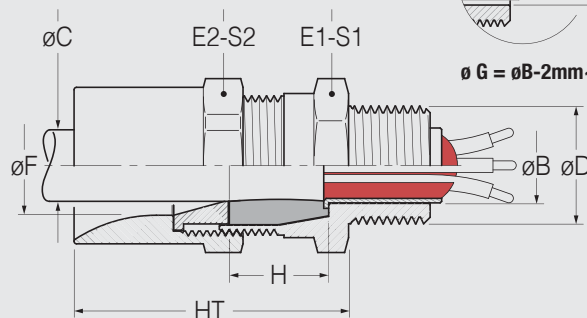
EXAMPLE CODE

See page 56

TECHNICAL DRAWING



$$\varnothing G = \varnothing B - 2\text{mm} \sim$$



0 1 2 3 4 5 6 7

KIT.	BNT	25.	13.	N25.	EP.	ON.	OR
Optional code	Type	Size	Ø C Max	Ø D Thread code	Seals material code	Material code	Optional code
Kit series			Inner seal (10,5 ÷ 13)	See tab. page 57	EP-SI	OT-ON-S6 AL-AVP	O-Ring

SIZE	Ø C Min - Max Inner seal	Ø D - THREADS					DIMENSIONS							
		Cylindrical			Tapered		Weight	F	HT	H	E1	S1	E2	S2
		ISO 262	ISO 228	DIN 40430	NPT	EN 10226								
16 (EP)	4 ÷ 7	M12x1,5	1 / 4"	Pg7 Pg9 Pg11 Pg13,5	1 / 4"	1 / 4"	101	16	51	20	24	26	24	26
	7 ÷ 10		3 / 8"											
16 (SI)	4 ÷ 6	M16x1,5 M20x1,5	1 / 2"	Pg11 Pg13,5 Pg16	1 / 2"	1 / 2"	174	20	52	20	30	33	32	35
	6 ÷ 8		3 / 4"		3 / 4"									
20	8 ÷ 10	M16x1,5 M20x1,5 M25x1,5	1 / 2"	Pg11 Pg13,5 Pg16	1 / 2"	1 / 2"	206	25	52	20	35	38	36	39
	8 ÷ 10,5		3 / 4"		3 / 4"									
25	10,5 ÷ 13	M20x1,5 M25x1,5	1"	Pg16 Pg21	3 / 4"	3 / 4"	356	32	62	25	42	47	45	49
	13 ÷ 15,5		1"		1"									
32	15,5 ÷ 18	M25x1,5 M32x1,5	1"	Pg21 Pg29	1"	1"	431	38	62	25	48	53	50	55
	18 ÷ 21		1"		1"									
40	21 ÷ 24	M40x1,5	1" 1/4	Pg29	1" 1/4	1" 1/4	568	44	62	25	55	60	57	62
	24 ÷ 27		1" 1/2		1" 1/2									
50	27 ÷ 30	M40x1,5 M50x1,5	1" 1/2	Pg36	1" 1/2	1" 1/2	784	54	62	25	68	74	67	73
	30 ÷ 33		2"		2"									
63	36 ÷ 39	M50x1,5 M63 x 1,5	2"	Pg42 Pg48	2"	2"	1124	65	69	25	80	86	80	88
	39 ÷ 42		2" 1/2		2" 1/2									
75	45 ÷ 48	M63x1,5 M75x1,5	2" 1/2	Pg48	2" 1/2	2" 1/2	2235	74	79	30	100	107	100	107
	48 ÷ 51		3"		/	3"								
90a	54 ÷ 58	M75x1,5 M90x2	3"	/	3"	3"	1852	80	76	30	100	107	100	107
	58 ÷ 62		3"		3"									
90b	60 ÷ 64	M75x1,5 M90x2	3"	/	3"	3"	1852	80	76	30	100	107	100	107
	64 ÷ 68		3"		3"									

• Standard Threads in bold • Dimensions are in millimeters • Weight in grams (gr) of brass version