

# BAT type



FLAMEPROOF EX D • INCREASED SAFETY EX E • FOR INDOOR & OUTDOOR APPLICATIONS  
FOR ARMoured CABLES • UNDER ARMOUR SHEATH SEALING



## 1 Cable glands BAT type (code: BAT)

Flameproof Ex d Barrier Cable Glands sealed with sealing compound. The sealing ring blocks the cable on the diameter under armour. The cone rings grips and earth the cable armour. The addition of the trumpet protects the cable against abrasion. Cable glands EMC tested by triaxial method, according to IEC 62153-4-3, IEC 62153-4-4 standards. Metric cable glands are made according to EN 62444 standards. Maintenance and installation operations and product selection must be done in accordance with IEC EN 60079-14 and 17 standards.

**Application fields** Surface - Group II • Mines - Group I

### Approvals / Certifications

ATEX INERIS 06 ATEX 0014X  
Type examination certificate: INERIS 17 ATEX 3009X (Ex nR IIC Gc)  
IEC Ex: IEC Ex INE 10.0010X  
EAC: RU C-IT. AЯ 45. B.00909  
CCC Ex NEPSI Certificate: Nr. 2021322313003706

### Protection type

Ex db IIC • Ex eb II (gas) • Ex tb IIIC (dusts) • Ex db I • Ex eb I (mines)

### EPL (Equipment protection level)

**Zone 1-2:** Mb mines • Gb, Gc gas

**Zone 21-22:** Db Dc combustible dusts

### Execution

Ex db IIC • Ex eb II • Ex tb IIIC • Ex db I • Ex eb I Db according to  
**ATEX:** EN IEC 60079-0:2018 • EN 60079-1:2014 •  
EN IEC 60079-7:2015/A1:2018 • EN 60079-15:2010 •  
EN 60079-31:2014 • EN 60529:1991  
**IEC Ex:** IEC 60079-0:2017 • IEC 60079-1:2014 •  
IEC 60079-7:2015/A1:2017 • IEC 60079-15:2017 •  
IEC 60079-31:2013 • IEC 60529:1989+A1:1999+A2:2013

## 5 Ambient temperatures in services: sealing washers materials

EPDM seals + Resin RCN SFR+SFH: -40°C ÷ +100°C (code: **EP**)  
Silicone seals + Resin RCN SFR+SFH: -50°C ÷ +149°C (code: **SI**)  
EPDM seals + Resin RCN EPR+EPH: -40°C ÷ +100°C (code: **EP**)  
Silicone seals + Resin RCN EPR+EPH: -60°C ÷ +150°C (code: **SI**)

### Cable type

Armoured: Single armoured cable SWA, Aluminium wire armoured cable AWA, Aluminium strip armoured ASA. Single wire braided cable SWB, Steel tape armoured cable STA, Pliable wire armoured cable PWA. Screened flexible wire braided cable CY-SY  
**Reduced cone available for SWA armoured cables.**

## 6 Available materials

Brass (code: **OT**) • Nickel-plated brass (code: **ON**)  
AISI316L Stainless steel (code: **S6**) • Aluminium (code: **AL**)  
AVP Steel (code: **AVP**)

### Available threads

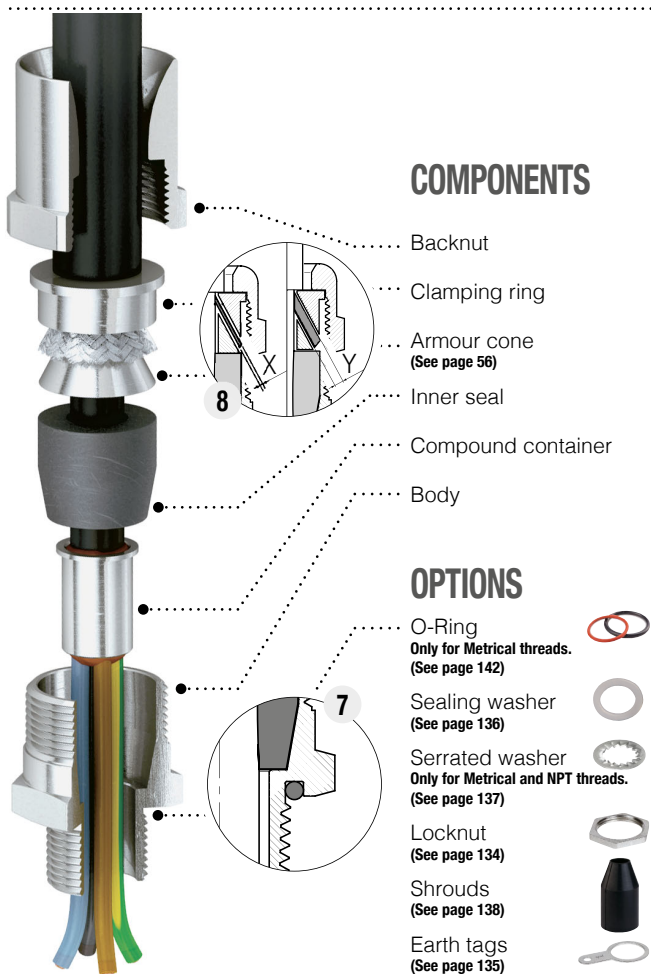
ISO 262 Metrical • ISO 228 • DIN 40430 Pg  
ANSI B1.20.1 NPT • EN 10226 Gk (only for ATEX)

### Degree of protection

The cable glands degree of protection is **IP66** or **IP66/68**, 30-meters depth for 7 days according to the IEC EN 60529 standard; the degree of protection IP 68 is obtained by using flat sealing rings on cable glands with cylindrical threads. Without gaskets, the degree of protection is IP 66. If the cable glands with cylindrical or tapered threads are screwed on the threaded hole of an apparatus, in order to guarantee an IP66 or IP66/68 degree of protection, threaded parts must be sealed with Loctite or similar. In order to maintain the IPX8 degree of protection, the cable entry shall be fitted on enclosure witch satisfies an immersion test under 30 meters of water during 7 days. Metric cable glands are made in accordance to EN 62444 Standard.

## 0 Kit version (code: KIT)

Includes cable glands and the requested complete series of the rubber seals accompanying the size.



## COMPONENTS

- Backnut
- Clamping ring
- Armour cone  
(See page 56)
- Inner seal
- Compound container
- Body

## OPTIONS

- O-Ring  
Only for Metrical threads.  
(See page 142)
- Sealing washer  
(See page 136)
- Serrated washer  
Only for Metrical and NPT threads.  
(See page 137)
- Locknut  
(See page 134)
- Shrouds  
(See page 138)
- Earth tags  
(See page 135)

**COMPOUND**  
Application  
Mixing time  
Full cure time  
Installation

**LIQUID**

Gun  
-  
16 to 24 min at 24°C  
Vertical position

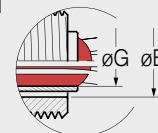
**SOLID**

By hand  
30 min  
4 hours  
Any Orientation

## EXAMPLE CODE

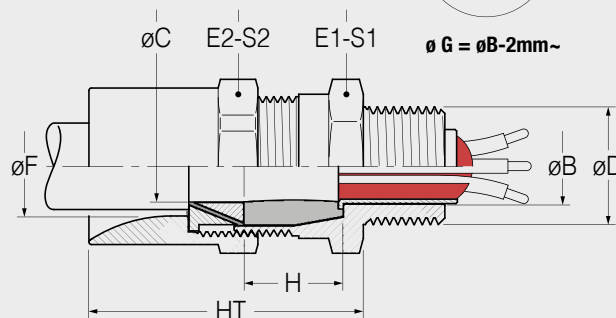
See page 56

## TECHNICAL DRAWING



0 ..... 1 ..... 2 ..... 3 ..... 4 ..... 5 ..... 6 ..... 7 ..... 8 .....

KIT	BAT.	25.	13.	N25.	EP.	ON.	OR.	BS
Optional code	Type	Size	Ø C Max	Thread code	Seals material code	Material code	Optional code	Optional code
Kit series			Inner seal (10,5 ÷ 13)	See tab. page 57	EP-SI	OT-ON-S6 AL-AVP	O-Ring	Reduced cone



SIZE	Ø C Min - Max Inner seal	ARMOUR RANGE		Ø D - THREADS					DIMENSIONS							
		Standard cone X*	Reduced cone Y**	Cylindrical			Tapered		Weight	F	HT	H	E1	S1	E2	S2
				ISO 262	ISO 228	DIN 40430	NPT	EN 10226								
16 (EP)	4 ÷ 7 7 ÷ 10	0 ÷ 0,5	0,5 ÷ 0,75	M12x1,5	1 / 4"	Pg7	1 / 4"	1 / 4"	101	16	51	20	24	26	24	26
16 (SI)	4 ÷ 6 6 ÷ 8 8 ÷ 10			<b>M16x1,5</b>	<b>3 / 8"</b>	Pg9 <b>Pg11</b>	<b>3 / 8"</b>	<b>3 / 8"</b>								
20	5,5 ÷ 8 8 ÷ 10,5 10,5 ÷ 13	0 ÷ 0,5	0,5 ÷ 1,25	M16x1,5 <b>M20x1,5</b> M25x1,5	1 / 2" 3 / 4"	Pg11 <b>Pg13,5</b> Pg16	1 / 2" 3 / 4"	1 / 2" 3 / 4"	174	20	52	20	30	33	32	35
25	8 ÷ 10,5 10,5 ÷ 13 13 ÷ 15,5 15,5 ÷ 18	0 ÷ 0,5	0,5 ÷ 1,25	M20x1,5 <b>M25x1,5</b>	3 / 4" 1"	Pg16 Pg21	3 / 4" 1"	3 / 4" 1"	206	25	52	20	35	38	36	39
32	13 ÷ 15,5 15,5 ÷ 18 18 ÷ 21 21 ÷ 24	0 ÷ 1	1 ÷ 1,6	M25x1,5 <b>M32x1,5</b>	1"	Pg21 Pg29	1"	1"	356	32	62	25	42	47	45	49
40	21 ÷ 24 24 ÷ 27 27 ÷ 30	0 ÷ 1	1 ÷ 1,6	<b>M40x1,5</b>	1" 1/4	Pg29	1" 1/4	1" 1/4	431	38	62	25	48	53	50	55
50	24 ÷ 27 27 ÷ 30 30 ÷ 33 33 ÷ 36	0 ÷ 1	1 ÷ 2	M40x1,5 <b>M50x1,5</b>	1" 1/2	Pg36	1" 1/2	1" 1/2	568	44	62	25	55	60	57	62
63	36 ÷ 39 39 ÷ 42 42 ÷ 45	0 ÷ 1	1 ÷ 2	M50x1,5 <b>M63 x 1,5</b>	2"	Pg42 Pg48	2"	2"	784	54	62	25	68	74	67	72
75	45 ÷ 48 48 ÷ 51 51 ÷ 54	0 ÷ 1	1 ÷ 2	M63x1,5 <b>M75x1,5</b>	2" 1/2	Pg48	2" 1/2	2" 1/2	1124	65	69	25	80	86	80	88
90a	54 ÷ 58 58 ÷ 62	0 ÷ 2	2 ÷ 2,5	M75x1,5 <b>M90x2</b>	3"	/	3"	3"	2235	74	79	30	100	107	100	107
90b	60 ÷ 64 64 ÷ 68			1852	80											

• Standard Threads in bold • Dimensions are in millimeters • Weight in grams (gr) of brass version

\* Standard cone X: Suitable for all approved armour cables except SWA cables \*\* 8 Reduced cone Y: Suitable for SWA cables (code: BS)